

THIRD EDITION

# WRITE NOW

*The Getty-Dubay Program for Handwriting Success*



*Barbara Getty & Inga Dubay*

*"Italic handwriting is legible and handsome – I find it soul-satisfying.  
I recommend Write Now – the book to use. Long live legibility!"*

*Paul O. Jacobs, MD*

*Getty-Dubay Productions • Portland, Oregon • USA*

## CONTENTS

Preface	3
Basic and Cursive Italic	6
Introduction	7
Personal Handwriting Samples	12

### **PART ONE: GETTY-DUBAY BASIC ITALIC & NUMERALS**

1. Lowercase Families 14
2. Capital Families 18
3. Numerals 20
4. Writing Practice 22
5. Handwriting Tips 25

### **PART TWO: GETTY-DUBAY CURSIVE ITALIC**

1. Transition to Cursive Lowercase 28
2. Capitals 29
3. Join 1 33
4. Join 2 34
5. Join 3 36
6. Join 4 37
7. Join 5 38
8. Join 6 40
9. Join 7 41
10. Join 8 42
11. Lifts, Review 43
12. Writing Practice 44
13. Timed Writings 50
14. Adaptations 51
15. Guidelines 52
16. Advantages of Italic 56
17. Options 57
18. Samples 58

### **PART THREE: EDGED PEN ITALIC**

1. Italic Handwriting with the Edged Pen 62
2. Basic Italic 63
3. Cursive Italic 64
4. Chancery Cursive 67
5. Pangrams 68
6. Personal Correspondence 70
7. Greeting Card, Booklet 71
8. Samples 72

### **PART FOUR: DEVELOPMENT OF OUR ALPHABET**

1. Capitals and Lowercase 76
2. Impact of the Major Historical Scripts 83

Glossary	84
Bibliography	85
Writing Lines	87
Review	90

WRITING PRACTICE

If this book is your first experience writing italic, continue to trace the models before copying.

We use the 26 letters of our alphabet

W

daily in reading and writing, but seldom

id

are we aware of their beginnings.

The body height is now 1mm less (4mm) than on previous pages.

The word ALPHABET

T

<sup>2</sup>fr <sup>1</sup>fr <sup>2</sup>fi <sup>1</sup>fi  
You may connect fr and fi.

comes from the Greek

names of the first two

letters of their alpha-

bet, ALPHA and BETA.

Some time before 1,300 BCE, the Phoeni-

cian alphabet was brought to Greece.

The Greeks added vowels to the alphabet.

SELF-EVALUATION: Are you beginning *ā d g ā c s* with a horizontal line?

Are you ending *b p* with a horizontal line?

• THE PHOENICIAN ALPHABET •  
about 2,000 BCE

Many historians feel we can thank the Phoenicians for the beginning of our alphabet. It is thought that their alphabet of 22 letters\* was developed from Egyptian hieroglyphs. The Phoenicians used all of their symbols as consonants.

A	B	C and G	D	E	F, V and Y	H
I	J came later, as did U and W	K	L	M	N	O
P	Q	R	S	T	X	Z

Can you translate this? \*\*

+ 11111111 1111 1111 1111 1111

All of those who came in touch with the Phoenicians borrowed their alphabet and changed it to suit their own needs.

SELF-EVALUATION: Are you beginning *ā d g ā c s* with a horizontal line?


Are you ending *b p* with a horizontal line?

\* ⊕ (th) and ⊗ (ts) complete the 22 symbols. \*\* The Phoenicians wrote from right to left.

# CURSIVE CAPITALS

The Roman alphabet is derived from the Phoenician alphabet to which the Greeks added vowels. Phoenician evolved from Egyptian hieroglyphs.

EGYPTIAN HIEROGLYPH	PHOENICIAN LETTER	EARLY GREEK LETTER	ROMAN LETTER	Trace or copy
OX	ALEPH	ALPHA RIGHT TO LEFT WRITING LEFT TO RIGHT WRITING		
HOUSE	BETH	BETA		
	GIMEL CAMEL	GAMMA		
DOOR	DALETH	DELTA		
LOOK	HE	EPSILON		
HOOK	VAU	DIGAMMA		
<p>The Romans added a bar to C to form G in order to differentiate sounds. It was added to the alphabet in the 3rd century BCE.</p>				
HETH FENCE	ETA			



JOIN 8 *aa ac ad ag aq as*DIAGONAL TO  
HORIZONTAL



Join with a diagonal line blending into the horizontal beginning strokes of a, c, d, g, q, and s.

*aa ad ca ea ed da dd ha ia id ka**la**ld ma na nd ua ud za Shalonda**ag aq eg eq ig iq ng ug uq. Quang**ac cc ec ic uc. Vic Alice Michael**as cs ds es hs is ks ls ms ns us zs*Joins 7 & 8 *sa sc ss ba pa ps Lissa Barbara*SELF-EVALUATION: Are your *a, c, d, g, q*, and *s* flat on top? *aa* (Avoid horizontal at the waistline) (*aa* or *aw*)

All joins are used here.

*Our word "pen" is from the Latin word for feather—"penna."*

• PENS •

  
The first pens were cut from reeds.  
Later, flight feathers of geese or swans were used.  
Quills were the primary pen used for writing on parchment and paper until the 19th century.OPTION: You may prefer to lift before *a, c, d, g, q* & *s*. If so, be sure the next letter follows closely.*aa ac ad ag as*

## CURSIVE ITALIC

Seguita lo esempio delle bre che pòno  
 ligarsi con tutte le sue sequenti, in tal mo-  
 do cioè  
 aa ab ac ad ae af ag ah ai ak al am an  
 ao ap ag ar as at au ax ay az  
 Il medesimo farai con d i k l m n u.  
 Le ligature poi de' e f s t sono  
 le infra-  
 scritte  
 ff, fa ff fi fm fu fo fr fy,  
 st st  
 ff ff st, ta te ti tm tn to tg tr tt tu  
 ty ty  
 Con le restanti lettere de' lo Alphabeto, che  
 sono, b c g h o p q r x y z  
 non si deu' ligar mai tra  
 alcuna sequente

The first instruction  
 manual of the italic  
 script was LA OPERINA  
 by Arrighi, printed in  
 Rome in 1522.

ITALIC

LA OPERINA, Ludovico degli Arrighi, Italy, 1522.  
 THE FIRST WRITING BOOK by John Howard Benson  
 (Yale University Press, 1954). Reproduced by permission.

Letters above  
 are angular as  
 they were cut  
 and printed  
 from woodblocks.


In Italy, italic served as a personal  
 hand for many, including Raphael,  
 Michelangelo, and Cellini.

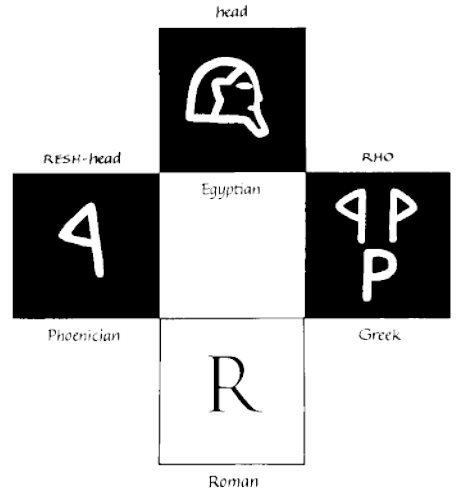
Writing on  
 pages 48-49  
 offers practice  
 using the base  
 line only —  
 similar to  
 notebook  
 paper spacing.  
 (See page 54)

**NOTE:** The  
 2-stroke e  
 is used in this  
 paragraph.  
 (see OPTION  
 page 36)

In England this script became  
 known as the "italique hand." Italic  
 was the hand of courtiers, secretaries,  
 and royalty.

NOTE: After completing page 49, go to page 12 to write your Post-test sample!

Egyptian hieroglyph  "head"  
 Phoenician letter **Q** name RESH "head"  
 Early Greek letter RHO **Ρ** RIGHT TO LEFT **ρ** LEFT TO RIGHT  
 Classical Greek **P** or **Ρ**  
 Early Roman **P** **R**; Imperial Roman **R**



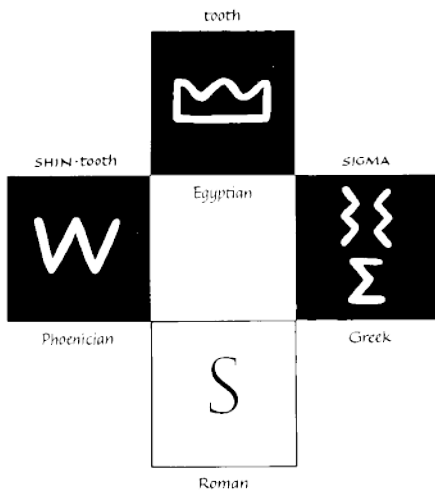
## DEVELOPMENT OF LOWERCASE R



**R R R r r r r**

Rustic Uncial Half-Uncial Carolingian Gothic Humanist Italic

**Rr Rr**

Basic Italic Cursive Italic



Egyptian hieroglyphs   "tooth"  
 Phoenician letter **W** name SHIN "tooth"  
 Early Greek name SIGMA **Σ** RIGHT TO LEFT **σ** LEFT TO RIGHT  
 Classical Greek **Σ**  
 Early Roman **S**; Imperial Roman **S**


## DEVELOPMENT OF LOWERCASE S

**S s r r s s s s**

Rustic Uncial Half-Uncial Carolingian Gothic Humanist Italic

**Ss Ss**

Basic Italic Cursive Italic

Egyptian hieroglyphs  **X** "mark"  
 Phoenician letter **+**, **X** name TAU "mark"  
 Early Greek name TAU **T** or **τ**  
 Classical Greek **T**  
 Early Roman **T**; Imperial Roman **T**

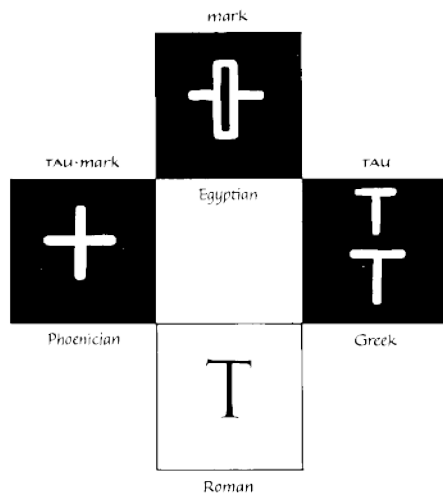
## DEVELOPMENT OF LOWERCASE T

**T t t t t t t**

Rustic Uncial Half-Uncial Carolingian Gothic Humanist Italic

**Tt Tt**

Basic Italic Cursive Italic





# WRITE NOW™

It's so natural and easy,  
anyone can achieve legible,  
handsome handwriting.

## Write more legibly...

These simple, slightly sloped letters are designed for both legibility and speed. Italic is a fast, efficient and practical writing style that eliminates the loops and flourishes of conventional cursive handwriting.

## Make a positive impression...

Your handwriting says a lot about you. Italic writing commands respect and makes a lasting statement about your style and competence.

## Send handwritten notes you can be proud of...

Friends and business associates will appreciate receiving legible and distinctive handwritten messages.

## Get relief from hand cramps...

In this completely handwritten third edition of Write Now, is an ergonomically efficient alternative pen/pencil hold, offering relief to those individuals who tend to grasp their writing instrument too tightly.

## Italic handwriting is easy and natural...

Italic is a modern handwriting system based on 16th century letterforms that are highly suited to rapid and legible writing. Rhythmic patterns of sloped elliptical shapes follow the natural movement of the hand. These handsome letterforms are as easy to write as they are to read.

## Quick and easy reference...

A supplementary section offers a complete review of basic and cursive italic letterforms.

This natural and easy handwriting style is a delight for both the writer and the reader.

**This book is handwritten!**

Barbara Getty, BA, MAT, was an adjunct professor at Portland Community College, Portland, Oregon, for 28 years, where she taught calligraphy and handwriting. She also taught at Lewis & Clark College. She attended Lewis & Clark College and Portland State University.

Inga Dubay, BA, was an adjunct professor at the Oregon College of Art and Craft, Portland, Oregon, where she taught calligraphy for 25 years. She also taught at Portland State University. She studied at Mills College, the University of Oregon, and the Art Academy in Oslo, Norway.

The authors conduct seminars nationally and internationally. They are also co-authors of the Getty-Dubay Italic Handwriting Series, published by Getty-Dubay Productions, and Italic Letters: Calligraphy and Handwriting. They have been featured in numerous publications including American Medical News, The Los Angeles Times, The New York Times, The Wall Street Journal, and The Washington Post as well as on ABC, CBS, CNN, NBC, NPR and PBS.



Inga Dubay

Barbara Getty

JEROME HART

"These two women are not your dad's handwriting teachers. They are totally awesome! They are right when they point out that paying attention to the aesthetics of handwriting is elevating and saves you a ton of time in callbacks."

Charles A. Kessler, MD

"...they have answered the question 'Why do most Americans have such terrible handwriting?' Moreover, with beautiful logic and insight the authors show how to solve the problem. It's a breakthrough at last!"

Betty Edwards, PhD, author  
Drawing on the Right Side of the Brain