

Book

G

FOURTH
EDITION

Getty-Dubay

ITALIC HANDWRITING SERIES

Book G

Basic & Cursive Italic

Barbara Getty & Inga Dubay

- *Natural to write*
- *Easy to teach*
- *Fun to learn*

Getty-Dubay Productions
Portland, Oregon USA

EGYPTIAN HIEROGLYPH	PHOENICIAN LETTER	EARLY GREEK LETTER	ROMAN LETTER
------------------------	----------------------	-----------------------	-----------------

	RESH HEAD	RHO	R
--	--------------	-----	---

Trace and copy.

	SHIN TOOTH	SIGMA	S
--	---------------	-------	---

	TAW MARK	TAU	T
--	-------------	-----	---

U was the medieval form of V. Both U and V forms were used interchangeably. In the 16th century U and V acquired their distinct pronunciations and U was formally added to the alphabet.

VAU HOOK/NAIL	DIGAMMA	V
------------------	---------	---

In about the 11th century, Germanic people invented W to distinguish a sound close to, but different from, U. Two V's (U's) were linked together.

SAMEKH PROP	XI	X
----------------	----	---

VAU HOOK/NAIL	UPSILON	Y
------------------	---------	---

Added to the Roman alphabet in the 1st century BCE.

ZAYIN SICKLE/WEAPON	ZETH	Z
------------------------	------	---

Added to the Roman alphabet in the 1st century BCE.

4mm

The development of the alphabet as shown is based on ANCIENT WRITING AND ITS INFLUENCE by Berthold Louis Ullman (1969 MIT Press).

NOTE: See INSTRUCTION MANUAL, Cursive Italic Capitals Description, p. 43 and Cursive Italic Capitals Assessment Questions, p. 65.

JOIN 8: *aa ac ad ag aq as* DIAGONAL TO HORIZONTAL
HORIZONTAL

Join with a diagonal line blending into the horizontal beginning of *a, c, d, g, q* and *s*.

aa ad aa ad ca ea ed da dd ha ia id ka

Trace and copy. *aa*

la ld ma na nd ua ud za Shalonda

la

ag aq ag aq eg eq ig iq ng ug uq Quang

ag

ac ac cc ec ic uc Vic Alice Michael

ac

as as cs ds es hs is ks ls ms ns us zs

as

Joins 7 & 8

sa sc ss ba pa ps Lissa Barbara



LOOK at your writing.

sa

Are your *a, c, d, g, q,* and *s* flat on top? *aa* (AVOID *aa* or *aa*)

All joins are used here.

Our word "pen" is from the Latin word for feather - "penna."



PLAN how to make the joins look more like the models.

CHECKLIST

- ___ shape
- ___ size
- ___ slope
- ___ spacing




PRACTICE the joins which need more work.

aa

16

18

• PENS •



The first pens were cut from reeds.



Later, flight feathers of geese or swans were used.

Quills were the primary pen used for writing on parchment and paper until the 19th century.

OPTION: You may prefer to lift before *a, c, d, g, q* and *s*. Avoid a gap, write letters close together.

aa aa ac ad ag aq as aa

19

4mm

*Seguea lo esempio delle bre' che pono
 ligar si con tutte le sue sequenti, in tal mo-
 do (ioe'
 aa ab ac ad ae af ag ah ai ak al am an
 ao ap aq ar as at au ax ay az
 Il medesimo farai con d i k l m n u.
 Le ligature poi de' e f s t sono
 le' infra =
 scritte
 ff, fa ff fi fm fn fo fr fu fy,
 ff ff ff ft, ta te ti tm tn to tg tr tt tu
 te ty
 Con le restanti lettere de' lo Alphabeto, che'
 sono, b e g h o p q r x y z z
 non si deve' ligar mai lra'
 alcuna sequente'*

The first instruction
 manual of the italic
 script was LA OPERINA
 by Arrighi, printed in
 Rome in 1522.

ITALIC

LA OPERINA, Ludovico degli Arrighi, Italy, 1522
 THE FIRST WRITING BOOK by John Howard Benson
 (Yale University Press, 1954). Reproduced by permission.

Letters above
 are angular as
 they were cut
 and printed
 from
 woodblocks.

In Italy, italic served as a personal
 hand for many, including Raphael,
 Michelangelo and Cellini.

Writing on
 pages 36-37
 offers practice
 using the
 baseline only—
 similar to
 notebook paper.

(This section contains a dashed vertical line for tracing practice on a baseline.)

NOTE: The
 two-stroke e is
 used in this
 paragraph.
 (See OPTION
 page 24.)

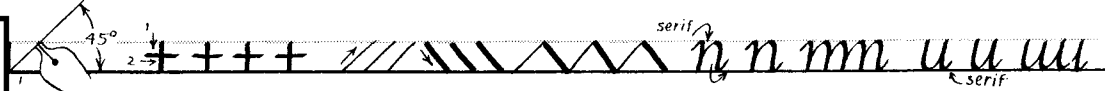
In England this script became
 known as the "italique hande." Italic
 was the hand of courtiers, secretaries
 and royalty.

- CHECKLIST**
- ___ shape
 - ___ size
 - ___ slope
 - ___ spacing

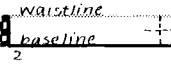
NOTE: After completing page 37, turn to page viii to write the Post-test for your "AFTER" example!

GETTY-DUBAY CURSIVE ITALIC - EDGED PEN

BASIC STROKES



Trace & copy each line of writing.



SERIF ALPHABET

abcdefghijklmnopqrstuvwxyz

ENTRANCE SERIFS

m m m n n n n r r r r x x x x or x

Roll into m, n, r, x.

m n r x

EXIT SERIFS

a a a a d d d h h h i i i k k or k

Roll out of a, d, h, i, k, l, m, n, u, z.

a d h i k

l l l m m n n u u u z z z

l m n u z

SHARP ENTRANCE SERIFS

j j j j p p p v v v v w w w w

Angle up into j, p, v, w.

j p v w

NO CHANGE

b b b c c c e e e or e e e g g g o o o

These letters remain the same as the basic italic letterforms, except the f now descends below the baseline.

b c e e g o

q q q s s s t t t y y y f f f

q s t y f

JOINS

Lowercase letters are joined together for cursive handwriting.

JOIN 1

an · am an ar ax or ax

Diagonal - roll over into m, n, r and x.

an

JOIN 2

au · ab ah ai aj ak al ap at au av

Diagonal - swing up into b, h, i, j, k, l, p, t, u, v, w and y.

au

aw ay · OPTION: an am ar ax

20

4mm

Basic & Cursive Italic

G

4th Edition

GETTY-DUBAY ITALIC HANDWRITING SERIES

“Inga Dubay and Barbara Getty deserve the thanks of every teacher and every parent . . . It’s a breakthrough at last!”

Betty Edwards, Ph.D.
*Author of **Drawing on the Right Side of The Brain***

“Italic makes sense. It brings beauty and simplicity to handwriting. It is a joy that my sons can communicate legibly thanks to italic.”

Kay Fujita
Teacher and parent

“I am behind this handwriting 100%. Everyone can read it. It’s easy to teach, and the results are beautiful, often elegant (even in the 3rd grade!) handwriting.”

Val Hornburg
Miriam Joseph Farrell Award for Distinguished Teaching



PHOTO BY TRYGVE STEEN

This is a sample of basic italic.
This is a sample of cursive italic.

Book G

This is the seventh workbook of a seven-part series. A comprehensive self-instruction program in basic and cursive italic. Writing content follow a central theme — the history of our alphabet. Suitable for older students.

Italic is a modern handwriting system based on enduring letterforms that are highly suited to rapid and legible writing. Italic conforms to natural, rhythmic hand movements. Italic builds on previously learned concepts and the letter shapes remain the same from basic to cursive, eliminating the abrupt leap from “ball and stick” to looped cursive. Self-assessment is an integral part of the program.



PHOTO BY TRYGVE STEEN

Getty-Dubay Productions, Publisher
Portland, Oregon USA

Allport Editions, Distributor
www.allport.com
info@allport.com
1.800.777.2844

PHOTO BY TRYGVE STEEN

Natural to write · Easy to teach · Fun to learn

