

Trace
A A A A
Copy
A A
Joan of Arc
Jane Austen
Marian Anderson
Maya Angelou

Trace
B B B B
Copy
B B
Clara Barton
Mary Bethune
Louise A. Boyd
Pearl S. Buck

Trace
C C C C
Copy
C C
Rachel Carson
Chien-shiung Wu
Marie Curie
Edith Cowan

Trace
D D D D
Copy
D D
Emily Dickinson
Isak Dinesen
Princess Diana

Alphabet in Your Pocket Capital Letter Practice in Basic Italic



A through F
Prominent Women Around the World
Past and Present

A Getty-Dubay® Folded Book Worksheet
For individual use only. Do not sell or distribute.
www.handwritingsuccess.com



Visit
Handwriting Success
for more
Alphabet in Your Pocket
books and other
handwriting resources.

www.handwritingsuccess.com

Trace
F F F F
Copy
F F
Anne Frank
Betty Friedan
Aretha Franklin
Margaret Fuller

Trace
F F F F
Copy
F F
Amelia Earhart
Marian Edelman
Ella Baker
Edith Flanigen

Trace G G G G G
 Copy G G G G G

Indira Gandhi
 Gwendolyn Brooks

Trace H H H H H
 Copy H H H H H

Lorraine Hansberry
 Billie Holiday

Trace I I I I I
 Copy I I I I I

Ida B. Wells
 Juana Ines de la Cruz

Trace J J J J J
 Copy J J J J J

Mary Phelps Jacob
 Mae Jemison

Ruth B. Ginsberg
 Jane Goodall

Caroline Herschel
 Arrel Hollinshead

Dorothy I. Height
 Junko Tabei

Katherine Dunham

Alphabet in Your Pocket
 Capital Letter Practice
 in Basic Italic



G through L
 Prominent Women Around the World
 Past and Present



Visit
 Handwriting Success
 for more
 Alphabet in Your Pocket
 books and other
 handwriting resources.

www.handwritingsuccess.com

C
Christine de Pizan

S
Sandra O'Connor

P
Pocahontas

M
Michelle Obama

F
Eva Perón

O
Oprah Winfrey

R
Rosa Parks

G
Georgia O'Keeffe

P
PPP

O
OOO

N
Nadia Comaneci

N
Natalie Cole

N
Nightingale

F
Florence

N
NNN

M
Madeleine Albright

M
Maria Montessori

M
Wilma Mankiller

M
Morrison

M
MMM

Q
Queen Elizabeth

R
RRR

Q
Queen Anne

J
Jeannette Rankin

Q
Queen Isabella

S
Sally Ride

Q
Queen Victoria

E
Eleanor Roosevelt

Q
JKR

J
J.K. Rowling

Alphabet in Your Pocket

Capital Letter Practice

in Basic Italic



Visit
Handwriting Success
for more
Alphabet in Your Pocket
books and other
handwriting resources.



M through R

Prominent Women Around the World
Past and Present

A Getty-Dubay® Folded Book Worksheet
For individual use only. Do not sell or distribute.
www.handwritingsuccess.com

www.handwritingsuccess.com

S Sappho

S Sojourner Truth

S Clara Schumann

S Sacagawea

Trace
Copy SSS

A Alexandrine Timme

G Greta Thunberg

M Mother Teresa

E Emma Tenayuca

Trace
Copy TTT

R Rigoberta Tum

H Harriet Tubman

M Margaret Thatcher

V Tereshkova

Trace
Copy XXX

Q Queen Victoria

Y Yoshiko Uchida

V V V V V

U U U U U

Trace
Copy W W W W W

C C J Walker

P P Phillis Wheatley

V Virginia Woolf

B Barbara Walters

B B W W W

Alphabet in Your Pocket Capital Letter Practice in Basic Italic



S through Z
Prominent Women Around the World
Past and Present

A Getty-Dubay® Folded Book Worksheet
For individual use only. Do not sell or distribute.
www.handwritingsuccess.com

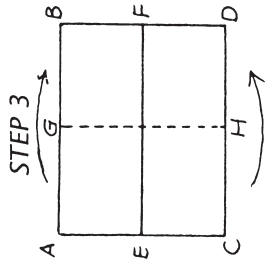
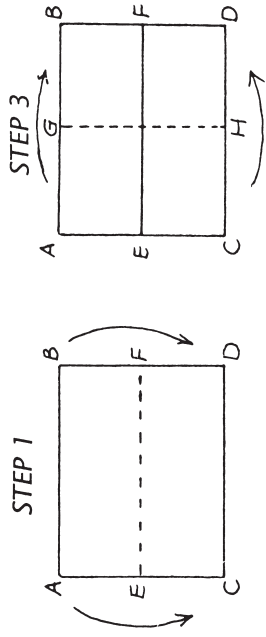


Visit
Handwriting Success
for more
Alphabet in Your Pocket
books and other
handwriting resources.

www.handwritingsuccess.com

Instructions for your Alphabet in Your Pocket book

Materials: sheet of light or medium weight paper and scissors.
 A 28 cm x 43 cm (11" x 17") sheet will give a finished size of 10.8 cm x 14 cm
 (4 1/4" x 5 1/2"). This size will fit an A-2 envelope.



1. Fold AB to CD to establish EF.

2. Open back to original size.

3. Fold AC to BD to establish GH.

4. Fold GH to AC/BD to establish IJ.

5. Open to previous fold (GH/AB/CD).

6. With scissors, cut KL by cutting halfway between GH, stopping at fold IJ.

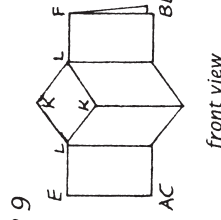
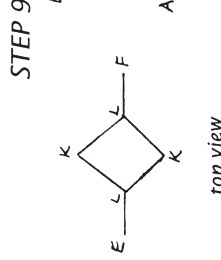
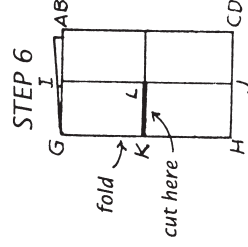
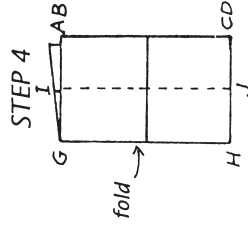
7. Open to original size ABCD.

8. Refold AB to CD as in #1.

9. Grasp E/AC with left hand and F/BD with right hand, then push hands together, establishing 3 pages on one side and 1 on the other.

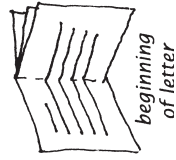
10. Fold remaining leaf over the other three pages. Two leaves have folds at the top and two on the fore edge of the booklet.

NOTE: In illustrations dotted line indicates fold that occurs within the given step. Solid lines within rectangle indicate folds previously established.

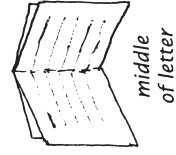


STEP 10

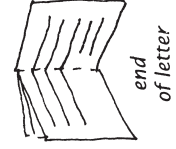
completed booklet



beginning of letter



middle of letter



end of letter

front view

top view