



# Handwriting Success™

with Getty-Dubay® Italic

The Official Getty-Dubay® Italic Fonts  
featuring

Join-as-you type  
cursive handwriting

*Easy. Quick. Flexible.*

*No external software or website required.*

- Quickly make handwriting models and worksheets for students.
- Use your own text and format it just the way you want.
- Saves time and takes the guesswork out of designing worksheets.

Getty-Dubay Joined Italic

The quick brown fox

*Comes with arrows.*

The quick brown fox

*Comes with ruled lines.*

The quick brown fox

*Comes with ruled lines plus arrows — dashed lines, too!*

# Getty-Dubay® Italic

## Official Font Families

The Getty-Dubay® Italic Fonts have been 500 years in the making — so that you can make your worksheets in seconds.

The four Getty-Dubay® Italic Font families are modern descendants of the Italic handwriting style from the Italian Renaissance, when master scribes designed a fluid and graceful hand inspired by the proportions of the golden rectangle and ancient Roman capitals.

The Italic style has been in constant use since then. In modern times, it has been celebrated by Alfred Fairbank, Lloyd Reynolds and many others including authors Barbara Getty and Inga Dubay in their Getty-Dubay® Italic method. The four Getty-Dubay® Italic monoline handwriting font families provide a replete resource to effectively model the highly-legible and beautiful Italic handwriting style.

All four font families come with the same scaffolding that the Getty-Dubay® Italic method books and apps provide (dashed lines, arrows and ruled lines) to allow for the time-honored learning process of copying and tracing by hand. The Getty-Dubay® Basic Italic and Smallcaps font families also come with starting dots for younger students.

**Automatically joins as you tupe!**

For grades 3 and up

Joined Italic

Standard

Quick wafting zephyrs

Beginner

Version with select joins.

Quick wafting zephyrs

Pointed

Version with pointed joins into m, n, r.

Quick wafting zephyrs

Options for e and k

Version with 2-stroke e and 1-stroke k.

Quick wafting zephyrs

All of the above come with combinations of dashed, ruled lines and arrows.



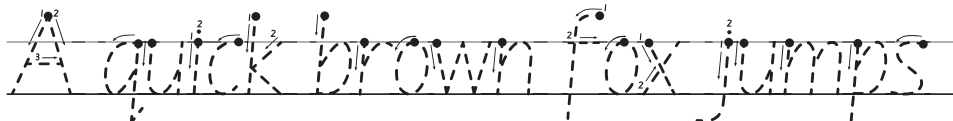


Research suggests that handwriting instruction plays a pivotal role in literacy and language skills. Students write to learn. The Getty-Dubay® Italic fonts allow for the easy creation of supplemental handwriting materials to make handwriting an everyday part of classroom instruction.

For grades K-2

**Basic Italic**

A quick brown fox jumps

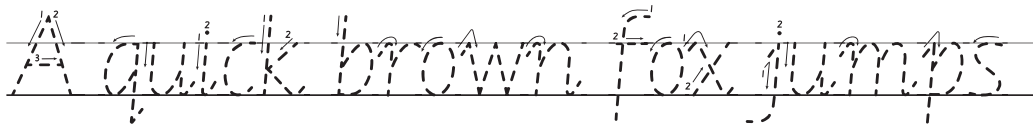


Comes with combinations of dashed, ruled lines, arrows and starting dots.

For Grades 2 and up (serifs but no joins)

**Precursive Italic**

A quick brown fox jumps

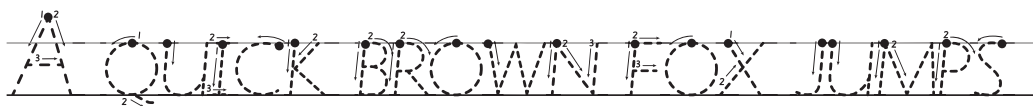


Comes with combinations of dashed, ruled lines and arrows.

For all ages when writing titles and presentations

**Italic Smallcaps**

A QUICK BROWN FOX JUMPS



Comes with combinations of dashed, ruled lines, arrows and starting dots.

Getty-Dubay® Joined Italic Standard

Standard Arrows Lines Arrows & Lines

Getty-Dubay® Joined Italic Dashed

Dashed Arrows Lines Arrows & Lines

Note: When using the Windows operating system, access the dashed fonts by selecting the "italic" style.

Getty-Dubay® Joined Italic Beginning

Beginning Arrows Lines Arrows & Lines

Getty-Dubay® Joined Italic Beginning Dashed

Dashed Arrows Lines Arrows & Lines

Getty-Dubay® Joined Italic Pointed

Pointed Arrows Lines Arrows & Lines

Getty-Dubay® Joined Italic Pointed Dashed

Dashed Arrows Lines Arrows & Lines

Getty-Dubay® Joined Italic e and k Options

e and k Arrows Lines Arrows & Lines

Getty-Dubay® Joined Italic e and k Dashed

Dashed Arrows Lines Arrows & Lines

Note: Not all characters have arrows.

#### Size chart

Line height:  
Point size:

12mm  
75pt

9mm  
56pt

6mm  
38pt

5mm  
31pt

4mm  
25pt

**Getty-Dubay® Basic Italic Family**

Getty-Dubay® Basic Italic

Standard Arrows Lines Arrows & Lines

Dots Dots & Lines Dots & Arrows

Dots, Lines & Arrows

Getty-Dubay® Basic Italic Dashed

Dashed Arrows Lines Arrows & Lines

Dots Dots & Lines Dots & Arrows

Dots, Lines & Arrows

Note: Not all characters have arrows and/or starting dots.

**Getty-Dubay® Precursive Italic Family**

Getty-Dubay® Precursive Italic

Standard Arrows Lines Arrows & Lines

Getty-Dubay® Precursive Italic Dashed

Dashed Arrows Lines Arrows & Lines

Note: Not all characters have arrows.

**Getty-Dubay® Smallcaps Family**

GETTY-DUBAY® SMALLCAPS

STANDARD ARROWS LINES ARROWS & LINES

DOTS DOTS & LINES DOTS & ARROWS

DOTS, LINES & ARROWS

GETTY-DUBAY® SMALLCAPS DASHED

DASHED ARROWS LINES ARROWS & LINES DOTS

DOTS & LINES DOTS & ARROWS

DOTS, LINES & ARROWS

Note: Not all characters have arrows and/or starting dots.

## Joined Italic

Getty-Dubay® Joined Italic font families are compatible with the Getty-Dubay® Italic Handwriting Series. Italic handwriting provides many join options. The most common join options are presented in the four varieties of this font:

- **Standard** represents the customary cursive italic Joins 1-8.
- **Pointed** is a common option of using Join 2 (rather than the more rounded Join 1) into letters **m**, **n**, and **r**.
- **Beginning** contains only Joins 1-5 as presented in Getty-Dubay® Italic Handwriting Series Book C.
- **e and k Options** replaces the one-stroke **e** and two-stroke **k** in the Standard font with a two-stroke **e** and one-stroke **k**. The joins into and out of **e** change accordingly.



## Small Capitals

When writing text in capitals, it is preferable to use plain capitals (found in the Basic Italic, Precursive Italic and Smallcaps font families) rather than the decorative capitals in the Joined Italic fonts.

For titles, maps, addresses, author names and other uses where you want to retain capitalization, you can use the **Smallcaps** font to mix larger and smaller capitals. Many applications offer a “smallcaps” setting, but they simply shrink the larger capitals, producing a less-than-ideal effect. With the Smallcaps font, you can correctly and easily convert ordinary text to all capitals.

ANTARCTICA

Avoid combining decorative capitals

ANTARCTICA

Best to use Smallcaps

## Arrows

Arrows indicate the start of a stroke, a change in direction, or a directional reminder. Numbers indicate stroke sequence. Dashed-line arrows in **b** and **p** are a reminder that the stroke should retrace part of the previous line before forming the rest of the letter. (The **b** and **p** are both one-stroke letters.)

b p

## Numerals

The Getty-Dubay® Italic Fonts include two sizes of numerals, consistent with the Getty-Dubay® Italic method: Capital-height numerals are used in the Basic Italic and Smallcaps font families, whereas x-height numerals appear in the Joined Italic and Precursive families. In each case, the numeral zero is a different shape than the letter **O** or **o**.

1234567890 Onion

Large numerals in Basic and Smallcaps

123456790 Onion

Small numerals in Joined and Precursive

## Kerning

The Getty-Dubay® Italic Fonts kerning pairs may be interpreted differently depending on the computer application you are using. If you notice anomalies in the joined letters of the Getty-Dubay® Joined Italic font families, this may be due to your computer application's default settings. For more information, consult your application's user manual or guides.

You may notice that the spacing of letters changes when starting dots or arrows are added. We endeavor to balance the needs of these scaffolds with the ideal letter spacing. These helper markings might sometimes cross or touch, at times, as a result.

## OpenType Font Format Contextual Alternates

The Getty-Dubay® Joined Italic join-as-you-type font families utilize **Contextual Alternates** available in the OpenType Font format. This allows word processors and other graphics applications to create ligatures based on surrounding letters.

### When using Microsoft Word

In most applications which support OpenType fonts, the Getty-Dubay® Joined Italic font letters will join as you type without any change in settings. In Microsoft Word, however, you might need to turn on the OpenType Font feature called **Contextual Alternates**, so that the letters join correctly.

1. In Microsoft Word, in the Home tab, select one of the Getty-Dubay® Joined Italic fonts from the drop-down font menu.
2. Click the small arrow next to the word Font (or hold down Ctrl and press D).
3. The Font Format dialogue box will appear. Click on the Advanced tab.
4. Click the check box in the OpenType features section to check "Use Contextual Alternates".
5. Click the check box to select Kerning for fonts. This will improve the spacing between certain letter pairs.

These settings will remain in place until you change to a different font which doesn't have OpenType features. If you change the font back to Getty-Dubay® Joined Italic, OpenType font features will need to be turned on again as above.

Every Getty-Dubay® Italic Font comes with these characters  
(Precursive style shown)

A B C D E F G H I J K L M N O P Q R

S T U V W X Y Z 1 2 3 4 5 6 7 8 9 0

a b c d e f g h i j k l m n o p q r s t u v w x y z

~ ` ! @ # \$ % ^ & \* ( ) \_ - + = { } [ ] | \ . : ; ' " < >

., ? / £ ¥ € § © ® ± 9 1 2 3 4 5 6 7 8 9 0

À Á Â Ã Ä Å Æ Ç È É Ê Ë

Ì Í Î Ï Ñ Ò Ó Ô Õ Ö Ø Ù Ú Û Ü

Ý Þ ß à á â ã ä å æ ç è é ê ë

ê ë ê ë ê ë ê ë ê ë ê ë ê ë

ê ë ê ë ê ë ê ë ê ë ê ë ê ë

ê ë ê ë ê ë ê ë ê ë ê ë ê ë

ê ë ê ë ê ë ê ë ê ë ê ë ê ë

ê ë ê ë ê ë ê ë ê ë ê ë ê ë



