

P Paul L. Dunbar

C Charles Drew

F Frederick Douglass

M Martin R. Delany

C Countee Cullen

J John Coltrane

K Kenneth B. Clark

G George W. Carver

R Ralph Bunche

G Guion Bluford

M Mary Bethune

J James Baldwin

W Maya Angelou

M Marian Anderson

M Muhammad Ali

H Hank Aaron

D D D D D

C C C C C

B B B B B

A A A A A

F F F F F

D Duke Ellington

E Ella Baker

E Edward W. Brooke

W F B Du Bois

F F F F F

J James Forten

J John H. Franklin

A Aretha Franklin

F Fannie Lou Hamer



Visit Handwriting Success for more Alphabet in Your Pocket books and other handwriting resources.

www.handwritingsuccess.com

Alphabet in Your Pocket Capital Letter Practice in Basic Italic



A through F Prominent Black Americans From History

F
Ernest Just

J
James W. Johnson

M
Mae Jemison

J
Jesse Jackson

Trace
Copy
J J j j

D
Dorothy I. Height

I
Ira Aldridge

I
Idris Elba

I
Ida B. Wells

Trace
Copy
I I i i

Trace
Copy
K K k k

M
Maulana Karenga

M
M. L. King, Jr.

B
Blanche K. Bruce

K
Katherine Dunham

H
Langston Hughes

M
Matthew Henson

H
Forraine Hansberry

P
Prince Hall

Trace
Copy
H H h h

G
Gwendolyn Brooks

M
Marcus Garvey

G
Henry H. Garnet

Trace
Copy
G G g g

Trace
Copy
L L l l

H
Henrietta Lacks

E
Edmonia Lewis

A
Alain Locke

J
Joe Louis

Alphabet in Your Pocket
Capital Letter Practice
in Basic Italic



Visit
Handwriting Success
for more
Alphabet in Your Pocket
books and other
handwriting resources.



G through L
Prominent Black Americans
From History

A Getty-Dubay® Folded Book Worksheet
For individual use only. Do not sell or distribute.
www.handwritingsuccess.com

www.handwritingsuccess.com

P
Percy Julian

C
Colin Powell

A
Adam C. Powell

R
Rosa Parks

Copy
P P P P

O
Oprah Winfrey

B
Benjamin O. Davis

J
Jesse Owens

B
Barack Obama

Copy
O O O O

Trace
O O O O

Copy
O O O O

Quincy Jones

Trace
R R R R

Copy
R R R R

Hiram Revels

Paul Robeson

Jackie Robinson

John Russwurm

T
Tom Morrison

G
Garrett Morgan

B
Benjamin F. Mays

T
Thurgood Marshall

Copy
M M M M

N
Natalie Cole

N
Nat. Turner

Copy
N N N N

Alphabet in Your Pocket

Capital Letter Practice

in Basic Italic



M through R
Prominent Black Americans
From History

A Getty-Dubay® Folded Book Worksheet
For individual use only. Do not sell or distribute.
www.handwritingsuccess.com



Visit
Handwriting Success
for more
Alphabet in Your Pocket
books and other
handwriting resources.

www.handwritingsuccess.com

P W
Phillips Wheatley

B W
B.T. Washington

C W
C.J. Walker

D W
David Walker

Trace
W W W W W
Copy
W

W W
Walter F. White

R W
Roy Wilkins

D W
D.H. Williams

A W
August Wilson

R W
Richard Wright

D V
Denmark Vesey

V V V V
V

U U U U
U

X X X X
X

Y Y Y Y
Y

Z Z Z Z
Z

Malcolm X

Zora N. Hurston

H T
Henry M. Turner

K T
Kwame Ture

H T
Harriet Tubman

M T
Mary C. Terrell

I T T T
I

S S
Sojourner Truth

S S
Shirley Chisholm

A S
Arturo Schomburg


B S
Benjamin Singleton

Trace
S S S S S
Copy
S

Alphabet in Your Pocket


Capital Letter Practice

in Basic Italic



S through Z
Prominent Black Americans
From History

A Getty-Dubay® Folded Book Worksheet
For individual use only. Do not sell or distribute.
www.handwritingsuccess.com

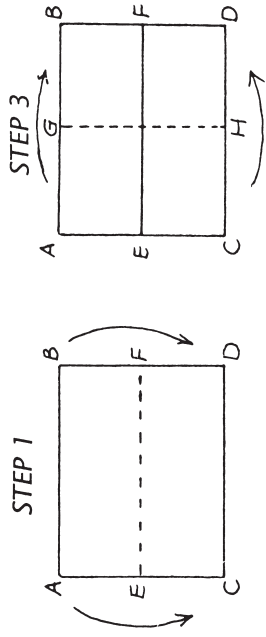


Visit
Handwriting Success
for more
Alphabet in Your Pocket
books and other
handwriting resources.

www.handwritingsuccess.com

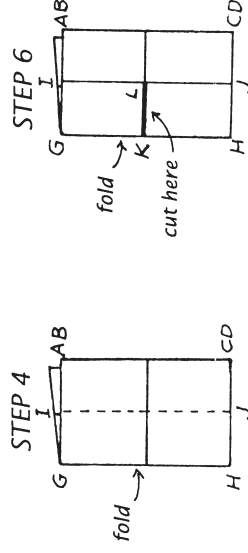
Instructions for your Alphabet in Your Pocket book

Materials: sheet of light or medium weight paper and scissors.
 A 28 cm x 43 cm (11" x 17") sheet will give a finished size of 10.8 cm x 14 cm
 (4 1/4" x 5 1/2"). This size will fit an A-2 envelope.

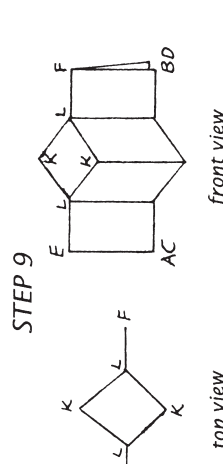


1. Fold AB to CD to establish EF.
2. Open back to original size.
3. Fold AC to BD to establish GH.
4. Fold GH to AC/BD to establish IJ.
5. Open to previous fold (GH/AB/CD).

NOTE: In illustrations dotted line indicates fold that occurs within the given step. Solid lines within rectangle indicate folds previously established.



6. With scissors, cut KL by cutting halfway between GH, stopping at fold IJ.
7. Open to original size ABCD.
8. Refold AB to CD as in #1.



9. Grasp E/AC with left hand and F/BD with right hand, then push hands together, establishing 3 pages on one side and 1 on the other.

10. Fold remaining leaf over the other three pages. Two leaves have folds at the top and two on the fore edge of the booklet.



STEP 10

completed booklet

