

P Paul L. Dunbar

P Charles Drew

F Frederick Douglass

M Martin R. Delany

C Countee Cullen

J John Coltrane

K Kenneth B. Clark

G George W. Carver

D Duke Ellington

C George W. Carver

F Ella Baker

D Duke Ellington

F Ella Baker

E Edward W. Brooke

W F B Du Bois

F James Forten

J John H. Franklin

F Aretha Franklin

A Fannie Lou Hamer

R Ralph Bunche

G Guion Bluford

M Mary Bethune

J James Baldwin

B B B B B

F F F F F

J James Forten

J John H. Franklin

A Aretha Franklin

F Fannie Lou Hamer

W Maya Angelou

M Marian Anderson

M Muhammad Ali

H Hank Aaron


A A A A A

A Alphabet in Your Pocket
Capital Letter Practice
in Basic Italic



A through F
Prominent Black Americans
From History

A Getty-Dubay® Folded Book Worksheet
For individual use only. Do not sell or distribute.
www.handwritingsuccess.com



Visit
Handwriting Success
for more
Alphabet in Your Pocket
books and other
handwriting resources.

www.handwritingsuccess.com

F Ernest Just

J James W. Johnson

M Mae Jemison

J Jesse Jackson

Trace Copy J J J J

D Dorothy I. Height

I Ira Aldridge

I Idris Elba

I Ida B. Wells

Trace Copy I I I I

Trace Copy K K K K

M Maulana Karenga

M M. L. King, Jr.

B Blanche K. Bruce

K Katherine Dunham

H Langston Hughes

M Matthew Henson

F F F F

H Prince Hall

Trace Copy H H H H

G Gwendolyn Brooks

M Marcus Garvey

G G G G

Trace Copy G G G G

Trace Copy L L L L

H Henrietta Lacks

E Edmonia Lewis

A Alain Locke

J Joe Louis

Alphabet in Your Pocket
Capital Letter Practice
in Basic Italic



Visit
Handwriting Success
for more
Alphabet in Your Pocket
books and other
handwriting resources.



G through L
Prominent Black Americans
From History

A Getty-Dubay® Folded Book Worksheet
For individual use only. Do not sell or distribute.
www.handwritingsuccess.com

www.handwritingsuccess.com

P
Percy Julian

C
Colin Powell

A
Adam C. Powell

R
Rosa Parks

Copy
P P P P

O
Oprah Winfrey

B
Benjamin O. Davis

J
Jesse Owens

B
Barak Obama

Copy
O O O O

Trace
O O O O

Copy
O O O O

Quincy Jones

Trace
R R R R

Copy
R R R R

Paul Robeson

J
Jackie Robinson

J
John Russwurm

T
Toni Morrison

G
Garrett Morgan

B
Benjamin F. Mays

T
Thurgood Marshall

Trace
M M M M

N
Natalie Cole

N
Nat. Turner

Copy
N N N N

Alphabet in Your Pocket

Capital Letter Practice

in Basic Italic



M through R
Prominent Black Americans
From History

A Getty-Dubay® Folded Book Worksheet
For individual use only. Do not sell or distribute.
www.handwritingsuccess.com



Visit
Handwriting Success
for more
Alphabet in Your Pocket
books and other
handwriting resources.

www.handwritingsuccess.com

P W
Phillis Wheatley
B W
B.T. Washington

C W
C.J. Walker
D W
David Walker
Trace W W W W
Copy W

H T
Henry M. Turner
K T
Kwame Ture

H T
Harriet Tubman
M T
Mary C. Terrell
Trace T T T T
Copy T

S S
Sojourner Truth
A S
Shirley Chisholm

B S
Benjamin Singleton
A S
Arturo Schomburg
Trace S S S S
Copy S

W W
Walter F. White
R W
Roy Wilkins
D W
D.H. Williams
A W
August Wilson
R W
Richard Wright

X X
X X X X
Copy X
Malcolm X
Y Y Y Y
Y Y Y Y
Z Z Z Z
Z Z Z Z
Zora N. Hurston



Visit
Handwriting Success
for more
Alphabet in Your Pocket
books and other
handwriting resources.

www.handwritingsuccess.com

Alphabet in Your Pocket Capital Letter Practice in Basic Italic

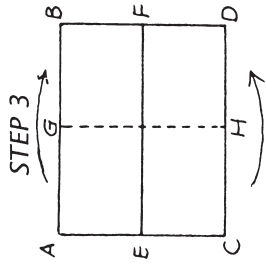
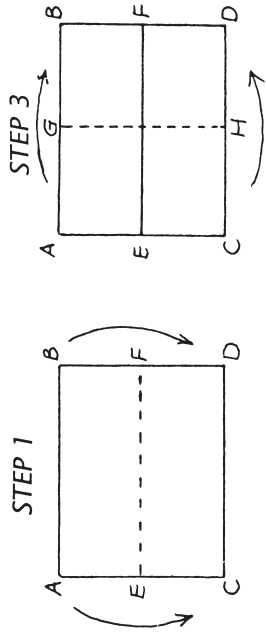


S through Z
Prominent Black Americans
From History

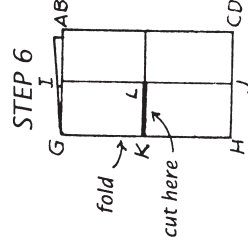
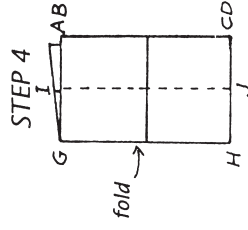
A Getty-Dubay® Folded Book Worksheet
For individual use only. Do not sell or distribute.
www.handwritingsuccess.com

Instructions for your Alphabet in Your Pocket book

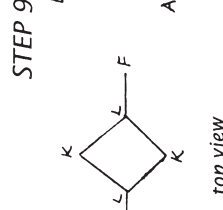
Materials: sheet of light or medium weight paper and scissors.
 A 28 cm x 43 cm (11" x 17") sheet will give a finished size of 10.8 cm x 14 cm
 (4 1/4" x 5 1/2"). This size will fit an A-2 envelope.



1. Fold AB to CD to establish EF.
2. Open back to original size.
3. Fold AC to BD to establish GH.
4. Fold GH to AC/BD to establish IJ.
5. Open to previous fold (GH/AB/CD).
6. With scissors, cut KL by cutting halfway between GH, stopping at fold IJ.



7. Open to original size ABCD.
8. Refold AB to CD as in #1.




9. Grasp E/AC with left hand and F/BD with right hand, then push hands together, establishing 3 pages on one side and 1 on the other.

10. Fold remaining leaf over the other three pages. Two leaves have folds at the top and two on the fore edge of the booklet.



STEP 10

completed booklet



NOTE: In illustrations dotted line indicates fold that occurs within the given step. Solid lines within rectangle indicate folds previously established.